

*Waterlase*  
*express*<sup>™</sup>





*Waterlase*  
*express*<sup>™</sup>



*"I use my Waterlase for almost every periodontal, oral surgery and implant procedure. I have less bleeding during and after treatment, better visual access, less trauma, less post-op discomfort and a much happier patient."*

— Stephen John, DDS, San Mateo, CA



# The Essential Addition to Your Practice



## **REPAIR PERIO™**

REPAIR Perio™ was developed to provide clinicians a scientifically advanced treatment option for managing periodontally compromised patients. Utilizing the Waterlase Express and patented Radial Firing Perio Tip™ (RFPT), REPAIR Perio provides a safe, effective laser treatment protocol that patients accept.



## **RAPID ENDO™**

Waterlase Express effectively fights endodontic infection and can perform disinfection and cleaning, open dentinal tubules, decontamination prior to obturation, pulpotomy and pulp extirpation, and smear layer removal in the canal. Waterlase provides a more holistic approach, and patients treated with Waterlase typically recover quicker and report less pain.

## Easy, Portable, Affordable

### **Easy to Learn, Easy to Use**

- ✦ Step-by-step procedural animations
- ✦ Easy to use, touch screen tablet interface
- ✦ Fast daily set up

### **Extremely Portable**

- ✦ The smallest, lightest all-tissue laser ever developed
- ✦ Seamless fits into any operatory
- ✦ Features a sturdy handle for easy transport between operatories or two great wheeled cart options to choose from

### **Very Affordable**

- ✦ Solid value at an attractive price
- ✦ Smart investment with rapid return and value for the entire practice
- ✦ Manage clinical challenges faster







## Periodontics

- ★ **Superior patient reported outcomes**, with less bleeding, swelling & bruising.
- ★ **Faster procedure times** with equivalent clinical results to the latest open flap techniques.
- ★ Results backed by landmark, **first-of-its-kind clinical study** designed to meet the stringent AAP Best Evidence Consensus recommendations, and published in the Journal of Periodontology.<sup>1</sup>



Image courtesy of Dr. Stephen John



*"Waterlase REPAIR™ is a highly effective, more aesthetic and more comfortable alternative to traditional surgical procedures for my patients."*

— Bret Dyer, DDS, Sugarland, TX



Download the protocol at [biolase.com/BetterPerio](http://biolase.com/BetterPerio)



## Peri-Implantitis

- ★ Achieve definitive **degranulation of inflammatory lesions** with photo-acoustic laser energy.
- ★ Gain effective **subgingival access** for decontamination of implant surfaces and **in between threads** with unique side firing tip.
- ★ Effectively debride the implant surface **without damaging** or **significantly affecting the surface temperature** of titanium implants.<sup>2</sup>

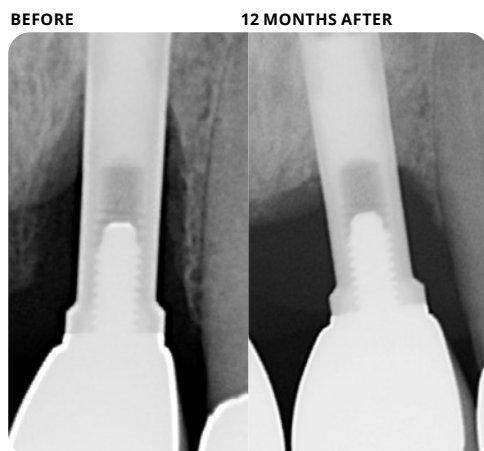



Image courtesy of Dr. Paul Chang



*"The Waterlase Er,Cr:YSGG laser is the only tool with a side firing tip to access threads that can effectively detoxify diseased implant surfaces without causing surface damage, thus making re-osteointegration possible. It is essential for my practice in managing peri-implantitis."*

— Paul Chang, DDS, McKinney, TX



Download the protocol at [biolase.com/BetterImplants](http://biolase.com/BetterImplants)



## Esthetics

- ✦ Highly effective at **modifying, adjusting or refining** structures to adjust alignment and spacing.
- ✦ Easily sculpt and refine soft tissue around the gum line to establish **harmony and symmetry** to your patients' smiles.
- ✦ **Adjusting tooth length** is a straightforward, easy-to-master procedure **generating new revenue**, and more importantly, patients beaming with a dazzling new smile.



*"Utilizing Waterlase is a daily part of my practice...and I cannot imagine my practice without Waterlase. I would highly recommend every dentist have this instrument. Your patients will thank you."*

— Todd Jorgenson, DMD, Mesa, AZ



Download the protocol at [biolase.com/SmileDesign](http://biolase.com/SmileDesign)



Image courtesy of Dr. Ricardo Mitrani and Dr. Jack Golberg



## Endodontics

- ✦ **Improve Efficiency** within Your Workflow
- ✦ **More Productivity** and **Less Fatigue**
- ✦ **Less Post-Op Patient Discomfort**
- ✦ **Exceptional Fluid Dynamics**
- ✦ Remove Smear Layer and Destroy Biofilm with **Deep Lateral Cleaning**

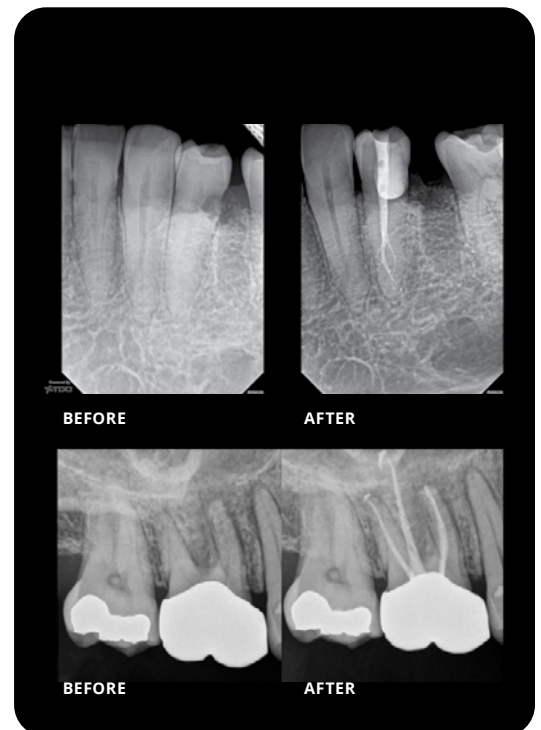


*"Waterlase provides safe, predictable and efficient disinfection, while minimizing post-op discomfort and allowing for maximum conservation of tooth structure."*

— Charles Maupin, DDS, Lubbock, TX



Download the protocol at [biolase.com/BetterEndo](http://biolase.com/BetterEndo)



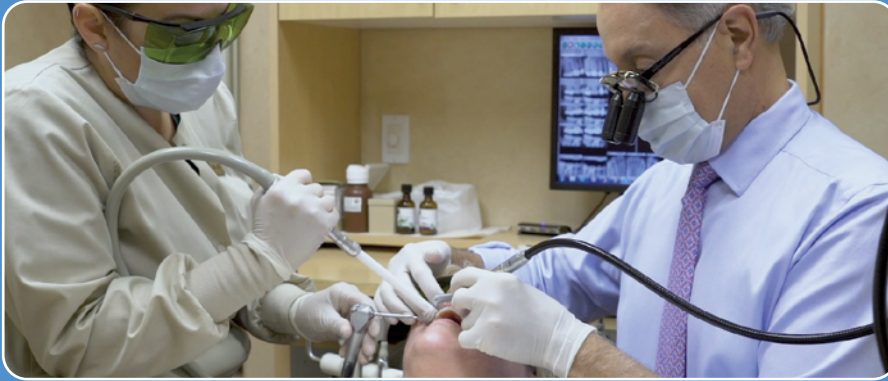
Images courtesy of Dr. Charles Maupin

# Everyday Revenue Growth

Increasing the cash flow in your practice is as easy as performing just three types of procedures a month with the Waterlase iPlus, the world's most preferred all-tissue laser.



## PERIO SPOTLIGHT



*"I use the Waterlase everyday on almost every patient...procedures such as Class V composites, closed-flap crown lengthening, REPAIR surgery for periodontal disease, removal of smear layer prior to any bonding treatment, pre-impression troughing and more. It's the main practice-builder in my business."*

— Dr. Kenneth Canzoneri, Arcadia, CA

### Hourly Production

↑ **\$150+**

### Production

↑ **600%**

### Referrals

↑ **100%**



## ENDO SPOTLIGHT



*"I don't have to open canals as wide to get irrigation down to the apex. I went from 4 files to now 2 files. That's a huge savings, because files are extremely expensive. I've dropped down my treatment time by 30%. Waterlase saves so much time with file usage and treatment time that you can do another full root canal per day, so you get another 25-30% more production per day, just by implementing the laser. Besides saving time and producing more, you are cleaning the canal better. It just seems like a no-brainer."*

— Dr. Yigal Zibari, Manhattan Beach, CA

### Chair Time

↓ **30% LESS**

### Production

↑ **+1 RCT/DAY**

### File Cost

↓ **50% LESS**



# ACADEMY™ WATERLASE

Your home base for all things resources, content, and connections related to Waterlase All Tissue Laser Education.



## Benefits include:

- ✦ Ongoing mentorship from leading Waterlase Clinicians with case reviews by Waterlase experts.
- ✦ A variety of educational modalities: classroom trainings, on-demand 1-on-1 in-office trainings, and convenient virtual education.
- ✦ Enjoy monthly webinars, including a library of 80+ on-demand lectures.
- ✦ Get access to library of clinical resources: Advancing Dentistry Podcast, step-by-step protocol guides, clinical animations and case galleries.



## A Variety of Training Options

Choose from a wide range of learning tools and educational solutions to meet your learning style:

- ✦ Waterlase Foundations training and Advanced GP courses
- ✦ Advanced Specialist Courses in Perio, Endo, Pediatric, and Esthetics
- ✦ On-demand online training
- ✦ Nationwide seminars, study clubs and other in-person and online CE events
- ✦ Comprehensive library of published clinical articles and videos from laser researchers and experts worldwide

Learn more about our  
training and continuing  
education courses by visiting

***education.biolase.com***





## Technical Specifications

<b>Wavelength</b>	2.78 $\mu\text{m}$ (2780 nm)
<b>Max. Power Output</b>	4 W
<b>Pulse Energy</b>	250 mJ
<b>Pulse Rep Rate</b>	5-50 Hz
<b>Pulse Duration</b>	H: 60 $\mu\text{sec}$ S: 700 $\mu\text{sec}$
<b>Laser Engine</b>	Miniaturized Er,Cr:YSGG laser engine
<b>Fiber Optic Cable</b>	White, highly flexible, reliable
<b>User Interface</b>	Touchscreen display
<b>Touchscreen Size</b>	10" (25 cm)
<b>Pre-sets</b>	95 procedural presets, with simple slider bar to adjust settings within each procedure
<b>Additional Content</b>	Procedure animations, case studies, best practices
<b>WiFi-enabled</b>	Yes
<b>Weight</b>	27 Lbs (12.247 kg)



Waterlase Express shown with Cart option.

1 A Comparison of Er,Cr:YSGG laser to Minimally Invasive Surgical Technique in the Treatment of Intra-bony Defects: Six-Month Results of a Multicenter, Randomized, Controlled Study; Donald Clem, Rick Heard, Michael McGuire, E. Todd Scheyer, Chris Richardson, Gregory Toback, Chad Gwaltney, John C. Gunsolley; <https://doi.org/10.1002/JPER.20-0028>

2 Human Histologic Evaluations of the Use of Er,Cr:YSGG Laser to Decontaminate an Infected Dental Implant Surface in Preparation for Implant Reosseointegration; Myron Nevins, Stefano Parma Benfenati, Primo Galletti, et. al.; International Journal of Periodontics and Restorative Dentistry, November/December 2020, Volume 40, Issue 6

**BIOLASE**  
LEADER IN DENTAL LASERS™

For more information, visit [biolase.com](https://biolase.com)



### MANUFACTURER

**BIOLASE, Inc.**  
27042 Towne Centre Drive, Suite 270  
Foothill Ranch, CA 92610  
  
Toll-Free: 833.BIOLASE  
Phone: +1 949.361.1200  
Service: 800.321.6717  
Fax: +1 949.273.6687



### EU REPRESENTATIVE

**MT Promedt Consulting GmbH**  
Ernst-Heckel-Straße 7  
66386 St. Ingbert, Germany  
  
+49 6894 581020  
[mt-procons.com](https://mt-procons.com)